

26 November 2024

Bukan Kitaran Pengguna | Penjagaan Kesihatan

KPJ Healthcare (KPJ MK)**Beli (Kekal)****Melempi Sempadan, Melakar Pencapaian Hasil Bersejarah**

| | |
|--------------------------------------|---------------------|
| Harga Sasar (Pulangan): | MYR3 (+29%) |
| Harga (Modal Pasaran): | MYR2.33 (USD2,283j) |
| Markah ESG : | 3.1 (daripada 4) |
| Pusing Ganti Harian Purata (MYR/USD) | 13.6j/3.15j |

• **Saranan BELI** dikekalkan dengan harga sasaran (TP) mencecah MYR3 daripada MYR2.13, potensi kenaikan harga saham 29% dan kadar hasil dividen kira-kira 2% untuk FY25F. Perolehan teras 3Q24 yang direkodkan KPJ Healthcare meningkat 29% YoY kepada paras MYR86j, lalu membawa jumlah perolehan teras sepanjang 9M24 kepada MYR211j, yang seterusnya merangkumi 74% dan 73% anggaran sepenuh tahun kami dan konsensus. Keputusan syarikat dilihat menepati jangkaan apabila didorong oleh peningkatan keumpulan operasi daripada hospital-hospital dalam tempoh menunggu hasil, dan juga komposisi kes pesakit semakin baik. Berdasarkan TP yang diraih melalui kaedah DCF, KPJ mencatat EV/EBITDA 19x untuk 2025F berbanding purata EV/EBITDA lima tahunnya sebanyak 12x.

• **Gambaran keseluruhan keputusan.** KPJ melaporkan hasil tertingginya sebanyak MYR1,003j (+14% YoY) semasa 3Q24 ekoran kedatangan pesakit yang kukuh dan komposisi kes pesakit lebih baik. Untung teras 3Q24 melambung 29% YoY kepada MYR86j, dipacu oleh kecekapan operasi lebih baik, dengan hospital-hospital yang masih menunggu hasil mengalami kerugian semakin kecil QoQ. Dividen sesaham (DPS) sementara 1.15 sen juga diumumkan berbanding 0.8 sen pada 3Q23. Dengan ini, nisbah bayaran dividen mencecah 58% berbanding hanya 38% pada 3Q23.

• **Data perangkaan operasi syarikat.** Bilangan kunjungan pesakit luar dan pesakit dalam meningkat sebanyak 2% dan 7% kepada 784,437 dan 103,228, sekali gus meningkatkan jumlah kunjungan pesakit kepada 887,665 (+2% QoQ). Kadar penggunaan katil di KPJ pula menokok 6ppt QoQ (-1ppt YoY) kepada 72% dengan sebanyak 3,787 katil sedia ada untuk digunakan (+42% QoQ). Margin EBITDA teras sebaliknya merosot 0.9ppts YoY kepada 23.2%, dan penurunan ini mungkin berpunca daripada belanja mengurus (opex) yang semakin tinggi memabatkan semakan gaji yang dilaksanakan untuk jururawat pada 1Q24.

• **Anggaran perolehan kami kekal sama** kerana keputusan mencapai jangkaan.

• **Penilaian.** Nilai saham KPJ terus melepasi purata EV/EBITDA 12x sejak awal tahun ini, dan meskipun nilai semasanya mungkin agak tinggi, kami berpendapat ia wajar berikutan peralihan menyeluruh tetap yang memberi kesan kepada industri yang dipacu oleh populasi penduduk semakin menua, para pelabur yang semakin meminati aset-aset penjagaan kesihatan berkualiti tinggi (dua M&A baru-baru ini diniagakan pada EV/EBITDA 20x), selain adanya ruang untuk pengimbangan operasi antara KPJ dengan penyedia perkhidmatan penjagaan kesihatan bertaraf premium lain di Malaysia apabila harga/katil di KPJ mencecah MYR1j berbanding MYR1.3j dan MYR1.4j yang direkodkan oleh IHH Healthcare (IHH MK, BELI, TP: MYR8.80) dan Sunway Medical. Selepas keputusan diumumkan, kami kurangkan andaian pulangan ekuiti yang diperlukan kepada 7% daripada 8% bagi mencerminkan sentimen pelabur yang lebih cenderung memilih aset-aset penjagaan kesihatan berkualiti sekarang. Melalui TP baharu kami, EV/EBITDA 2025F mencecah 19x berbanding purata lima tahunnya 12x. Saham KPJ layak diberi nilai tinggi oleh sebab pemulihan operasi yang mantap (margin berpeluang menaik daripada hospital-hospital dalam tempoh tunggu hasil). Sementara itu, selera pelabur yang semakin bertambah untuk sektor penjagaan kesihatan patut menaikkan lagi nilai saham pemain penjagaan kesihatan dan hal ini selari dengan syarikat Sunway Healthcare Group yang mungkin disenaraikan dalam jangka sederhana. Risiko negatif utama: Bilangan kunjungan pesakit semakin rendah daripada jangkaan, pertumbuhan intensiti hasil semakin lemah, dan kos operasi semakin tinggi daripada jangkaan.

| Forecasts and Valuation | Dec-22 | Dec-23 | Dec-24F | Dec-25F | Dec-26F |
|---------------------------------|--------|--------|---------|---------|---------|
| Total turnover (MYRm) | 2,868 | 3,419 | 3,810 | 3,996 | 4,155 |
| Recurring net profit (MYRm) | 172 | 283 | 284 | 325 | 363 |
| Recurring net profit growth (%) | 157.5 | 64.2 | 0.1 | 14.6 | 11.8 |
| Recurring P/E (x) | 58.64 | 35.88 | 35.83 | 31.26 | 27.97 |
| P/B (x) | 4.5 | 4.3 | 4.0 | 3.8 | 3.6 |
| P/CF (x) | 22.00 | 15.45 | 14.40 | 13.83 | 12.96 |
| Dividend Yield (%) | 0.9 | 1.4 | 1.5 | 1.7 | 1.9 |
| EV/EBITDA (x) | 19.27 | 15.97 | 15.88 | 14.49 | 13.45 |
| Return on average equity (%) | 8.2 | 12.2 | 11.6 | 12.5 | 13.2 |
| Net debt to equity (%) | 139.4 | 120.1 | 109.3 | 98.5 | 86.0 |

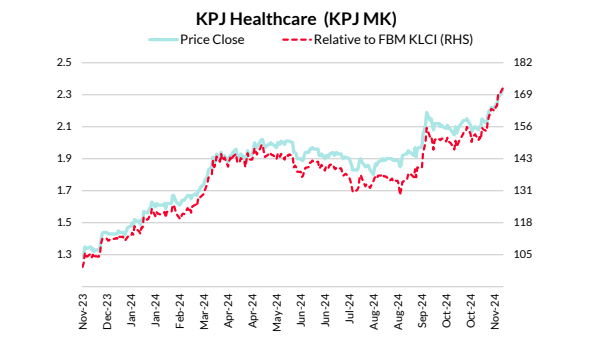
Sumber: Data syarikat, RHB

Penganalisis

Oong Chun Sung
+603 2302 8126
chun.sung@rhbgroun.com

**Prestasi Saham (%)**

| | YTD | 1b | 3b | 6b | 12b |
|-------------------------------------|------|-----|------|------|-------|
| Mutlak | 61.8 | 8.4 | 23.3 | 15.9 | 80.6 |
| Relatif | 52.0 | 9.7 | 25.7 | 17.3 | 70.7 |
| Harga rendah/tinggi (MYR) 52 minggu | | | | 1.28 | -2.33 |



Sumber: Bloomberg

*Nota: Laporan terjemahan Bahasa Malaysia ini merupakan versi ringkas bagi laporan asal dalam bahasa Inggeris dan diguna pakai untuk menyampaikan maklumat sahaja. Penerima dinasihatkan untuk merujuk laporan asal dalam bahasa Inggeris untuk butiran lanjut, dan untuk penafian penyelidikan dan pendedahan rasmi. Walaupun laporan terjemahan Bahasa Malaysia disediakan, laporan asal dalam bahasa Inggeris hendaklah diberi keutamaan sekiranya berlaku sebarang persoalan tentang pentafsiran, percanggahan ataupun dalam hal yang lain.

Pautan kepada laporan bahasa Inggeris:

[KPJ Healthcare : Breaking Boundaries, Hits Historic Revenue Milestone \(26 Nov 2024\)](#)

Markah ESG Keseluruhan: 3.1 (daripada 4)**E: BAIK**

KPJ menggariskan sasaran 2025 untuk mengurangkan pelepasan gas rumah hijau bagi setiap pesakit serta menggunakan 10% tenaga daripada sumber boleh baharu. Sisa buangan klinikal bagi setiap pesakit dikurangkan 16% pada 2022 ekoran inisiatif kumpulan ini untuk menggunakan pendekatan 3R (guna semula, kurangkan dan kitar semula) dalam mengurus sisa buangan klinikal.

S: CEMERLANG

Demi menjalankan perniagaan dengan beretika, KPJ memastikan ia telus dengan harga bil bagi membantu pesakit membuat keputusan. KPJ Healthcare University College juga menyediakan biasiswa kepada pelajar yang cemerlang dari latar belakang yang tidak bernasib baik untuk belajar di kolej universiti berkenaan. Penerima-penerima biasiswa ini juga dijamin peluang untuk bekerja di hospital KPJ selepas tamat pengajian.

G: BAIK

50% ahli lembaga pengarah adalah bebas dan 20% ialah wanita. Peratusan wanita adalah bawah paras minimum 30% yang ditetapkan oleh Kod Tadbir Urus Korporat Malaysia. Dari segi positif, KPJ menyediakan pendedahan penuh berhubung imbuhan yang diterima para pengarahnya. Kumpulan ini juga sering mengadakan sesi taklimat pelabur, lantas mencerminkan amalan ketelusan dan pendedahan yang baik.

Jadual Kewangan

| | | | | | | |
|--|-------------------------------------|---------------|---------------|----------------|----------------|----------------|
| Asia | Financial summary (MYR) | Dec-22 | Dec-23 | Dec-24F | Dec-25F | Dec-26F |
| Malaysia | Recurring EPS | 0.04 | 0.06 | 0.07 | 0.07 | 0.08 |
| Bukan Kitaran Pengguna | DPS | 0.02 | 0.03 | 0.03 | 0.04 | 0.04 |
| KPJ Healthcare | BVPS | 0.51 | 0.55 | 0.58 | 0.61 | 0.65 |
| KPJ MK | Return on average equity (%) | 8.2 | 12.2 | 11.6 | 12.5 | 13.2 |
| Beli | | | | | | |
| Asas penilaian | Valuation metrics | Dec-22 | Dec-23 | Dec-24F | Dec-25F | Dec-26F |
| DCF | Recurring P/E (x) | 58.64 | 35.88 | 35.83 | 31.26 | 27.97 |
| | P/B (x) | 4.5 | 4.3 | 4.0 | 3.8 | 3.6 |
| | FCF Yield (%) | 2.2 | 4.1 | 4.2 | 4.5 | 5.4 |
| | Dividend Yield (%) | 0.9 | 1.4 | 1.5 | 1.7 | 1.9 |
| Faktor pemacu utama | EV/EBITDA (x) | 19.27 | 15.97 | 15.88 | 14.49 | 13.45 |
| i. Bilangan pesakit dalam dan pesakit luar semakin ramai; | EV/EBIT (x) | 30.95 | 24.17 | 23.91 | 21.04 | 19.05 |
| ii. Pendapatan yang dijana bagi setiap pesakit meningkat; | | | | | | |
| iii. Kos operasi dan kos pembiayaan semakin menurun. | | | | | | |
| Risiko utama | Income statement (MYRm) | Dec-22 | Dec-23 | Dec-24F | Dec-25F | Dec-26F |
| Risiko negatif utama: | Total turnover | 2,868 | 3,419 | 3,810 | 3,996 | 4,155 |
| i. Pertumbuhan kunjungan pesakit/intensiti pendapatan lebih rendah daripada jangkaan; | Gross profit | 1,172 | 1,432 | 1,605 | 1,710 | 1,796 |
| ii. Kos operasi lebih mahal daripada jangkaan. | EBITDA | 658 | 781 | 779 | 845 | 897 |
| | Depreciation and amortisation | (248) | (265) | (262) | (263) | (264) |
| | Operating profit | 410 | 516 | 517 | 582 | 633 |
| | Net interest | (182) | (185) | (176) | (172) | (168) |
| | Pre-tax profit | 275 | 378 | 390 | 460 | 516 |
| | Taxation | (73) | (75) | (85) | (111) | (125) |
| | Reported net profit | 179 | 281 | 284 | 325 | 363 |
| | Recurring net profit | 172 | 283 | 284 | 325 | 363 |
| Profil Syarikat | Cash flow (MYRm) | Dec-22 | Dec-23 | Dec-24F | Dec-25F | Dec-26F |
| KPJ Healthcare merupakan sebuah syarikat penyedia penjagaan kesihatan yang memberikan tumpuan operasi di Malaysia. Ia juga beroperasi di Australia dan di Indonesia. | Change in working capital | (90) | (93) | (8) | (21) | (10) |
| | Cash flow from operations | 460 | 658 | 705 | 735 | 784 |
| | Capex | (234) | (241) | (280) | (280) | (240) |
| | Cash flow from investing activities | (26) | (95) | (259) | (259) | (219) |
| | Dividends paid | (84) | (146) | (147) | (169) | (189) |
| | Cash flow from financing activities | (287) | (438) | (394) | (413) | (431) |
| | Cash at beginning of period | 318 | 468 | 785 | 838 | 900 |
| | Net change in cash | 147 | 125 | 52 | 62 | 135 |
| | Ending balance cash | 465 | 644 | 1,030 | 900 | 1,035 |
| | Balance sheet (MYRm) | Dec-22 | Dec-23 | Dec-24F | Dec-25F | Dec-26F |
| | Total cash and equivalents | 468 | 785 | 838 | 900 | 1,035 |
| | Tangible fixed assets | 4,337 | 4,360 | 4,379 | 4,396 | 4,372 |
| | Total investments | 848 | 874 | 902 | 932 | 962 |
| | Total assets | 6,994 | 7,246 | 7,490 | 7,587 | 7,763 |
| | Short-term debt | 884 | 587 | 587 | 587 | 587 |
| | Total long-term debt | 2,866 | 3,235 | 3,185 | 3,135 | 3,085 |
| | Total liabilities | 4,640 | 4,718 | 4,804 | 4,720 | 4,694 |
| | Total equity | 2,354 | 2,528 | 2,686 | 2,866 | 3,068 |
| | Total liabilities & equity | 6,994 | 7,246 | 7,490 | 7,587 | 7,763 |
| | Key metrics | Dec-22 | Dec-23 | Dec-24F | Dec-25F | Dec-26F |
| | Revenue growth (%) | 10.8 | 19.2 | 11.5 | 4.9 | 4.0 |
| | Recurrent EPS growth (%) | 154.6 | 63.4 | 0.1 | 14.6 | 11.8 |
| | Gross margin (%) | 40.9 | 41.9 | 42.1 | 42.8 | 43.2 |
| | Operating EBITDA margin (%) | 22.9 | 22.8 | 20.4 | 21.1 | 21.6 |
| | Net profit margin (%) | 6.2 | 8.2 | 7.4 | 8.1 | 8.7 |
| | Dividend payout ratio (%) | 48.6 | 51.9 | 52.2 | 52.2 | 52.2 |
| | Capex/sales (%) | 8.2 | 7.0 | 7.3 | 7.0 | 5.8 |
| | Interest cover (x) | 2.11 | 2.52 | 2.63 | 3.00 | 3.30 |

Sumber: Data syarikat, RHB

Rajah 1: Rumusan keputusan

| FYE Dec (MYRm) | 3Q23 | 2Q24 | 3Q24 | QoQ (%) | YoY (%) | 9M23 | 9M24 | YoY (%) | Comments |
|------------------------|------|------|-------|---------|---------|-------|-------|---------|--|
| Revenue | 907 | 931 | 1,033 | 11.0 | 13.9 | 2,507 | 2,871 | 14.5 | YoY increase was driven by organic growth from higher patient visits and an improved patient case mix. |
| EBITDA | 244 | 219 | 240 | 9.5 | (1.6) | 610 | 691 | 13.2 | |
| EBITDA margin (%) | 26.9 | 23.6 | 23.2 | | | 24.3 | 24.0 | | |
| Depreciation | 219 | 221 | 240 | 8.5 | 9.8 | 582 | 668 | 14.8 | |
| EBIT | 174 | 151 | 169 | 12.3 | (2.8) | 405 | 483 | 19.5 | |
| EBIT margin (%) | 19.2 | 16.2 | 16.4 | 1.2 | (14.6) | 16.1 | 16.8 | | |
| Interest expense | (57) | (49) | (48) | (2.0) | (15.0) | (156) | (148) | (5.5) | |
| Interest income | 5 | 6 | 5 | (19.0) | (4.0) | 12 | 17 | 41.0 | |
| Associates | 14 | 11 | 14 | 23.7 | (1.6) | 34 | 34 | 0.2 | |
| Pre-tax profit | 136 | 119 | 140 | 17.7 | 2.4 | 295 | 387 | 31.4 | |
| Pre-tax margin (%) | 15.0 | 12.7 | 13.5 | | | 11.7 | 13.5 | | |
| Tax | (36) | (32) | (44) | 35.5 | 21.8 | (77) | (107) | 38.9 | |
| Effective tax rate (%) | 29.3 | 29.9 | 34.6 | | | 29.6 | 30.3 | | |
| Minority interest | (8) | (9) | (10) | 11.9 | 18.1 | (20) | (46) | 136.3 | |
| Net profit | 92 | 78 | 86 | 10.9 | (6.6) | 198 | 233 | 18.0 | |
| Core profit | 67 | 79 | 86 | 8.1 | 28.8 | 198 | 211 | 6.6 | 9M24 results make up 74% and 73% of our and consensus' full-year estimates. |
| Net margin (%) | 7.4 | 8.5 | 8.3 | | | 7.9 | 7.3 | | |

Sumber: Data syarikat, RHB

Rajah 2: Penilaian DCF

| FYE Dec (MYRm) | FY24F | FY25F | FY26F | FY27F | FY28F | FY29F | FY30F | FY31F | FY32F | FY33F | Terminal |
|-------------------------------|---------|-------|-------|-------|-------|-------|-------|-------|-------|-------|----------|
| CFO | 705 | 735 | 784 | 824 | 864 | 904 | 939 | 971 | 1,005 | 1,041 | |
| + Interest (1 - tax rate) | 150 | 148 | 146 | 144 | 142 | 140 | 138 | 136 | 134 | 132 | |
| - capital expenditure | (280) | (280) | (240) | (240) | (240) | (240) | (240) | (240) | (240) | (240) | |
| Free cash flow to firm (FCFF) | 575 | 602 | 690 | 728 | 766 | 804 | 836 | 867 | 899 | 933 | 20,243 |
| Discount factor | 1.00 | 0.93 | 0.87 | 0.81 | 0.76 | 0.71 | 0.66 | 0.62 | 0.57 | 0.54 | 0.54 |
| PV of FCFF | 575 | 562 | 600 | 591 | 580 | 568 | 552 | 534 | 516 | 500 | 10,845 |
| Risk-free | 4% | | | | | | | | | | |
| WACC | 7% | | | | | | | | | | |
| Terminal growth | 2% | | | | | | | | | | |
| Enterprise value (MYRm) | 16,423 | | | | | | | | | | |
| Cash | 468 | | | | | | | | | | |
| - Debt | (3,772) | | | | | | | | | | |
| -Minority | (166) | | | | | | | | | | |
| Equity value (MYRm) | 12,952 | | | | | | | | | | |
| Number of shares (m) | 4,341 | | | | | | | | | | |
| Intrinsic value (MYR) | 2.98 | | | | | | | | | | |
| ESG premium/(discount) % | 0.02 | | | | | | | | | | |
| FV (MYR) | 3.00 | | | | | | | | | | |

Sumber: RHB

Pelepasan Gas Rumah Hijau Dan ESG

Analisis trend

Kumpulan ini telah memasang panel-panel suria sepenuhnya di lima hospital rintis iaitu KPJ Kluang, Johor, BDO, Seremban, dan Rawang.

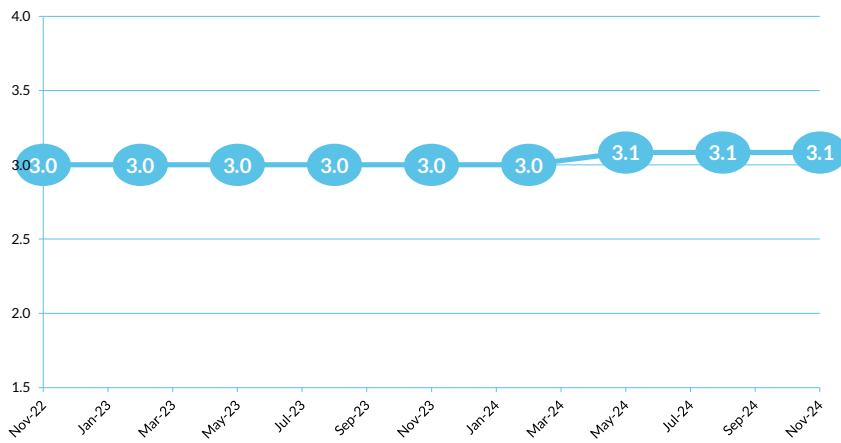
| Emissions (tCO2e) | Dec-21 | Dec-22 | Dec-23 |
|-------------------|---------|---------|--------|
| Scope 1 | 69 | 70 | na |
| Scope 2 | 104,341 | 105,395 | na |
| Scope 3 | 842 | 1,102 | na |
| Total emissions | 105,251 | 106,566 | na |

Sumber: Data syarikat, RHB

Perkembangan Terkini Mengenai ESG

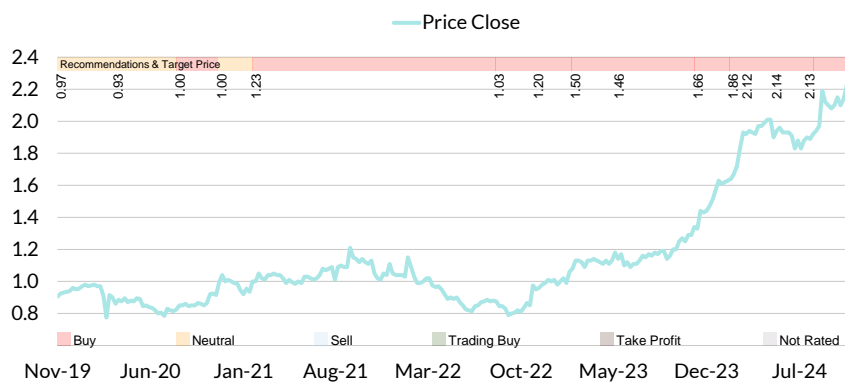
- Kumpulan ini sedang dalam usaha memenuhi syarat kelayakan untuk mendapatkan pensijilan Indeks Bangunan Hijau (GBI), yang melibatkan pemasangan panel suria di bumbung dan tempat letak kereta di tiga hospital yang terpilih

Penarafan ESG



Sumber: RHB

Carta Saranan



Sumber: RHB, Bloomberg

| Date | Recommendation | Target Price | Price |
|------------|----------------|--------------|-------|
| 2024-08-30 | Buy | 2.13 | 1.92 |
| 2024-05-29 | Buy | 2.14 | 1.94 |
| 2024-03-22 | Buy | 2.12 | 1.93 |
| 2024-02-19 | Buy | 1.86 | 1.61 |
| 2023-11-30 | Buy | 1.66 | 1.34 |
| 2023-09-01 | Buy | 1.46 | 1.18 |
| 2023-06-01 | Buy | 1.46 | 1.16 |
| 2023-02-21 | Buy | 1.50 | 1.09 |
| 2022-11-28 | Buy | 1.20 | 0.98 |
| 2022-08-30 | Buy | 1.03 | 0.88 |
| 2021-02-19 | Buy | 1.23 | 1.00 |
| 2020-12-01 | Neutral | 1.00 | 0.99 |
| 2020-08-28 | Buy | 1.00 | 0.83 |
| 2020-04-07 | Neutral | 0.93 | 0.88 |
| 2019-09-03 | Neutral | 0.97 | 0.91 |

Sumber: RHB, Bloomberg

Sila rujuk glosari sebagai panduan am bagi terjemahan yang disediakan:

[Glosari Penyelidikan](#)

[Glosari Sektor](#)

[Glosari Alam Sekitar, Sosial dan Tadbir Urus \(ESG\)](#)

Panduan RHB untuk Penarafan Pelaburan

| | |
|----------------------------|---|
| Beli: | Harga saham mungkin melebihi 10% dalam 12 bulan seterusnya |
| Beli Jangka Pendek: | Harga saham mungkin melebihi 15% dalam 3 bulan seterusnya, tetapi prospek jangka panjang kekal tidak menentu. |
| Neutral: | Harga saham mungkin jatuh dalam julat +/-10% dalam 12 bulan |
| Ambil Untung : | Harga sasaran sudah tercapai. Sedia untuk kumpul pada aras lebih rendah. |
| Jual: | Harga saham mungkin jatuh lebih daripada 10% dalam 12 bulan seterusnya |
| Tiada saranan: | Saham di luar lingkungan kajian biasa |

RHB Guide to Investment Ratings

| | |
|---------------------|--|
| Buy: | Share price may exceed 10% over the next 12 months |
| Trading Buy: | Share price may exceed 15% over the next 3 months, however longer-term outlook remains uncertain |
| Neutral: | Share price may fall within the range of +/- 10% over the next 12 months |
| Take Profit: | Target price has been attained. Look to accumulate at lower levels |
| Sell: | Share price may fall by more than 10% over the next 12 months |
| Not Rated: | Stock is not within regular research coverage |

Investment Research Disclaimers

RHB has issued this report for information purposes only. This report is intended for circulation amongst RHB and its affiliates' clients generally or such persons as may be deemed eligible by RHB to receive this report and does not have regard to the specific investment objectives, financial situation and the particular needs of any specific person who may receive this report. This report is not intended, and should not under any circumstances be construed as, an offer or a solicitation of an offer to buy or sell the securities referred to herein or any related financial instruments.

This report may further consist of, whether in whole or in part, summaries, research, compilations, extracts or analysis that has been prepared by RHB's strategic, joint venture and/or business partners. No representation or warranty (express or implied) is given as to the accuracy or completeness of such information and accordingly investors should make their own informed decisions before relying on the same.

This report is not directed to, or intended for distribution to or use by, any person or entity who is a citizen or resident of or located in any locality, state, country or other jurisdiction where such distribution, publication, availability or use would be contrary to the applicable laws or regulations. By accepting this report, the recipient hereof (i) represents and warrants that it is lawfully able to receive this document under the laws and regulations of the jurisdiction in which it is located or other applicable laws and (ii) acknowledges and agrees to be bound by the limitations contained herein. Any failure to comply with these limitations may constitute a violation of applicable laws.

All the information contained herein is based upon publicly available information and has been obtained from sources that RHB believes to be reliable and correct at the time of issue of this report. However, such sources have not been independently verified by RHB and/or its affiliates and this report does not purport to contain all information that a prospective investor may require. The opinions expressed herein are RHB's present opinions only and are subject to change without prior notice. RHB is not under any obligation to update or keep current the information and opinions expressed herein or to provide the recipient with access to any additional information. Consequently, RHB does not guarantee, represent or warrant, expressly or impliedly, as to the adequacy, accuracy, reliability, fairness or completeness of the information and opinion contained in this report. Neither RHB (including its officers, directors, associates, connected parties, and/or employees) nor does any of its agents accept any liability for any direct, indirect or consequential losses, loss of profits and/or damages that may arise from the use or reliance of this research report and/or further communications given in relation to this report. Any such responsibility or liability is hereby expressly disclaimed.

Whilst every effort is made to ensure that statement of facts made in this report are accurate, all estimates, projections, forecasts, expressions of opinion and other subjective judgments contained in this report are based on assumptions considered to be reasonable and must not be construed as a representation that the matters referred to therein will occur. Different assumptions by RHB or any other source may yield substantially different results and recommendations contained on one type of research product may differ from recommendations contained in other types of research. The performance of currencies may affect the value of, or income from, the securities or any other financial instruments referenced in this report. Holders of depositary receipts backed by the securities discussed in this report assume currency risk. Past performance is not a guide to future performance. Income from investments may fluctuate. The price or value of the investments to which this report relates, either directly or indirectly, may fall or rise against the interest of investors.

This report may contain comments, estimates, projections, forecasts and expressions of opinion relating to macroeconomic research published by RHB economists of which should not be considered as investment ratings/advice and/or a recommendation by such economists on any securities discussed in this report.

This report does not purport to be comprehensive or to contain all the information that a prospective investor may need in order to make an investment decision. The recipient of this report is making its own independent assessment and decisions regarding any securities or financial instruments referenced herein. Any investment discussed or recommended in this report may be unsuitable for an investor depending on the investor's specific investment objectives and financial position. The material in this report is general information intended for recipients who understand the risks of investing in financial instruments. This report does not take into account whether an investment or course of action and any associated risks are suitable for the recipient. Any recommendations contained in this report must therefore not be relied upon as investment advice based on the recipient's personal circumstances. Investors should make their own independent evaluation of the information contained herein, consider their own investment objective, financial situation and particular needs and seek their own financial, business, legal, tax and other advice regarding the appropriateness of investing in any securities or the investment strategies discussed or recommended in this report.

This report may contain forward-looking statements which are often but not always identified by the use of words such as "believe", "estimate", "intend" and "expect" and statements that an event or result "may", "will" or "might" occur or be achieved and other similar expressions. Such forward-looking statements are based on assumptions made and information currently available to RHB and are subject to known and unknown risks, uncertainties and other factors which may cause the actual results, performance or achievement to be materially different from any future results, performance or achievement, expressed or implied by such forward-looking statements. Caution should be taken with respect to such statements and recipients of this report should not place undue reliance on any such forward-looking statements. RHB expressly disclaims any obligation to update or revise any forward-looking statements, whether as a result of new information, future events or circumstances after the date of this publication or to reflect the occurrence of unanticipated events.

The use of any website to access this report electronically is done at the recipient's own risk, and it is the recipient's sole responsibility to take precautions to ensure that it is free from viruses or other items of a destructive nature. This report may also provide the addresses of, or contain hyperlinks to, websites. RHB takes no responsibility for the content contained therein. Such addresses or hyperlinks (including addresses or hyperlinks to RHB own website material) are provided solely for the recipient's convenience. The information and the content of the linked site do not in any way form part of this report. Accessing such website or following such link through the report or RHB website shall be at the recipient's own risk.

This report may contain information obtained from third parties. Third party content providers do not guarantee the accuracy, completeness, timeliness or availability of any information and are not responsible for any errors or omissions (negligent or otherwise), regardless of the cause, or for the results obtained from the use of such content. Third party content providers give no express or implied warranties, including, but not limited to, any warranties of merchantability or fitness for a particular purpose or use. Third party content providers shall not be liable for any direct, indirect, incidental, exemplary, compensatory, punitive, special or consequential damages, costs, expenses, legal fees, or losses (including lost income or profits and opportunity costs) in connection with any use of their content.

The research analysts responsible for the production of this report hereby certifies that the views expressed herein accurately and exclusively reflect his or her personal views and opinions about any and all of the issuers or securities analysed in this report and were prepared independently and autonomously. The research analysts that authored this report are precluded by RHB in all circumstances from trading in the securities or other financial instruments referenced in the report, or from having an interest in the company(ies) that they cover.

The contents of this report is strictly confidential and may not be copied, reproduced, published, distributed, transmitted or passed, in whole or in part, to any other person without the prior express written consent of RHB and/or its affiliates. This report has been delivered to RHB and its affiliates' clients for information purposes only and upon the express understanding that such parties will use it only for the purposes set forth above. By electing to view or accepting a copy of this report, the recipients have agreed that they will not print, copy, videotape, record, hyperlink, download, or otherwise attempt to reproduce or re-transmit (in any form including hard copy or electronic distribution format) the contents of this report. RHB and/or its affiliates accepts no liability whatsoever for the actions of third parties in this respect.

The contents of this report are subject to copyright. Please refer to Restrictions on Distribution below for information regarding the distributors of this report. Recipients must not reproduce or disseminate any content or findings of this report without the express permission of RHB and the distributors.

The securities mentioned in this publication may not be eligible for sale in some states or countries or certain categories of investors. The recipient of this report should have regard to the laws of the recipient's place of domicile when contemplating transactions in the securities or other financial instruments referred to herein. The securities discussed in this report may not have been registered in such jurisdiction. Without prejudice to the foregoing, the recipient is to note that additional disclaimers, warnings or qualifications may apply based on geographical location of the person or entity receiving this report.

The term "RHB" shall denote, where appropriate, the relevant entity distributing or disseminating the report in the particular jurisdiction referenced below, or, in every other case, RHB Investment Bank Berhad and its affiliates, subsidiaries and related companies.

RESTRICTIONS ON DISTRIBUTION

Malaysia

This report is issued and distributed in Malaysia by RHB Investment Bank Berhad ("RHBIB"). The views and opinions in this report are our own as of the date hereof and is subject to change. If the Financial Services and Markets Act of the United Kingdom or the rules of the Financial Conduct Authority apply to a recipient, our obligations owed to such recipient therein are unaffected. RHBIB has no obligation to update its opinion or the information in this report.

Thailand

This report is issued and distributed in the Kingdom of Thailand by RHB Securities (Thailand) PCL, a licensed securities company that is authorised by the Ministry of Finance, regulated by the Securities and Exchange Commission of Thailand and is a member of the

Stock Exchange of Thailand. The Thai Institute of Directors Association has disclosed the Corporate Governance Report of Thai Listed Companies made pursuant to the policy of the Securities and Exchange Commission of Thailand. RHB Securities (Thailand) PCL does not endorse, confirm nor certify the result of the Corporate Governance Report of Thai Listed Companies.

Indonesia

This report is issued and distributed in Indonesia by PT RHB Sekuritas Indonesia. This research does not constitute an offering document and it should not be construed as an offer of securities in Indonesia. Any securities offered or sold, directly or indirectly, in Indonesia or to any Indonesian citizen or corporation (wherever located) or to any Indonesian resident in a manner which constitutes a public offering under Indonesian laws and regulations must comply with the prevailing Indonesian laws and regulations.

Singapore

This report is issued and distributed in Singapore by RHB Bank Berhad (through its Singapore branch) which is an exempt capital markets services entity and an exempt financial adviser regulated by the Monetary Authority of Singapore. RHB Bank Berhad (through its Singapore branch) may distribute reports produced by its respective foreign entities, affiliates or other foreign research houses pursuant to an arrangement under Regulation 32C of the Financial Advisers Regulations. Where the report is distributed in Singapore to a person who is not an Accredited Investor, Expert Investor or an Institutional Investor, RHB Bank Berhad (through its Singapore branch) accepts legal responsibility for the contents of the report to such persons only to the extent required by law. Singapore recipients should contact RHB Bank Berhad (through its Singapore branch) in respect of any matter arising from or in connection with the report.

United States

This report was prepared by RHB is meant for distribution solely and directly to "major" U.S. institutional investors as defined under, and pursuant to, the requirements of Rule 15a-6 under the U.S. Securities and Exchange Act of 1934, as amended (the "Exchange Act") via a registered U.S. broker-dealer as appointed by RHB from time to time. Accordingly, any access to this report via Bursa Marketplace or any other Electronic Services Provider is not intended for any party other than "major" US institutional investors (via a registered U.S. broker-dealer), nor shall be deemed as solicitation by RHB in any manner. RHB is not registered as a broker-dealer in the United States and currently has not appointed a U.S. broker-dealer. Additionally, RHB does not offer brokerage services to U.S. persons. Any order for the purchase or sale of all securities discussed herein must be placed with and through a registered U.S. broker-dealer as appointed by RHB from time to time as required by the Exchange Act Rule 15a-6. For avoidance of doubt, RHB reiterates that it has not appointed any U.S. broker-dealer during the issuance of this report. This report is confidential and not intended for distribution to, or use by, persons other than the recipient and its employees, agents and advisors, as applicable. Additionally, where research is distributed via Electronic Service Provider, the analysts whose names appear in this report are not registered or qualified as research analysts in the United States and are not associated persons of any registered U.S. broker-dealer as appointed by RHB from time to time and therefore may not be subject to any applicable restrictions under Financial Industry Regulatory Authority ("FINRA") rules on communications with a subject company, public appearances and personal trading. Investing in any non-U.S. securities or related financial instruments discussed in this research report may present certain risks. The securities of non-U.S. issuers may not be registered with, or be subject to the regulations of, the U.S. Securities and Exchange Commission. Information on non-U.S. securities or related financial instruments may be limited. Foreign companies may not be subject to audit and reporting standards and regulatory requirements comparable to those in the United States. The financial instruments discussed in this report may not be suitable for all investors. Transactions in foreign markets may be subject to regulations that differ from or offer less protection than those in the United States.

DISCLOSURE OF CONFLICTS OF INTEREST

RHB Investment Bank Berhad, its subsidiaries (including its regional offices) and associated companies, ("RHBIB Group") form a diversified financial group, undertaking various investment banking activities which include, amongst others, underwriting, securities trading, market making and corporate finance advisory.

As a result of the same, in the ordinary course of its business, any member of the RHBIB Group, may, from time to time, have business relationships with, hold any positions in the securities and/or capital market products (including but not limited to shares, warrants, and/or derivatives), trade or otherwise effect transactions for its own account or the account of its customers or perform and/or solicit investment, advisory or other services from any of the subject company(ies) covered in this research report.

While the RHBIB Group will ensure that there are sufficient information barriers and internal controls in place where necessary, to prevent/manage any conflicts of interest to ensure the independence of this report, investors should also be aware that such conflict of interest may exist in view of the investment banking activities undertaken by the RHBIB Group as mentioned above and should exercise their own judgement before making any investment decisions.

In Singapore, investment research activities are conducted under RHB Bank Berhad (through its Singapore branch), and the disclaimers above similarly apply.

Malaysia

Save as disclosed in the following link [RHB Research Conflict Disclosures - Nov 2024](#) and to the best of our knowledge, RHBIB hereby declares that:

1. RHBIB does not have a financial interest in the securities or other capital market products of the subject company(ies) covered in this report.
2. RHBIB is not a market maker in the securities or capital market products of the subject company(ies) covered in this report.
3. None of RHBIB's staff or associated person serve as a director or board member* of the subject company(ies) covered in this report
**For the avoidance of doubt, the confirmation is only limited to the staff of research department*
4. RHBIB did not receive compensation for investment banking or corporate finance services from the subject company in the past 12 months.
5. RHBIB did not receive compensation or benefit (including gift and special cost arrangement e.g. company/issuer-sponsored and paid trip) in relation to the production of this report.

Thailand

Save as disclosed in the following link [RHB Research Conflict Disclosures - Nov 2024](#) and to the best of our knowledge, RHB Securities (Thailand) PCL hereby declares that:

1. RHB Securities (Thailand) PCL does not have a financial interest in the securities or other capital market products of the subject company(ies) covered in this report.
2. RHB Securities (Thailand) PCL is not a market maker in the securities or capital market products of the subject company(ies) covered in this report.
3. None of RHB Securities (Thailand) PCL's staff or associated person serve as a director or board member* of the subject company(ies) covered in this report
**For the avoidance of doubt, the confirmation is only limited to the staff of research department*
4. RHB Securities (Thailand) PCL did not receive compensation for investment banking or corporate finance services from the subject company in the past 12 months.
5. RHB Securities (Thailand) PCL did not receive compensation or benefit (including gift and special cost arrangement e.g. company/issuer-sponsored and paid trip) in relation to the production of this report.

Indonesia

Save as disclosed in the following link [RHB Research Conflict Disclosures - Nov 2024](#) and to the best of our knowledge, PT RHB Sekuritas Indonesia hereby declares that:

1. PT RHB Sekuritas Indonesia and its investment analysts, does not have any interest in the securities of the subject company(ies) covered in this report.
For the avoidance of doubt, interest in securities include the following:
 - a) Holding directly or indirectly, individually or jointly own/hold securities or entitled for dividends, interest or proceeds from the sale or exercise of the subject company's securities covered in this report*;
 - b) Being bound by an agreement to purchase securities or has the right to transfer the securities or has the right to pre subscribe the securities*.
 - c) Being bound or required to buy the remaining securities that are not subscribed/placed out pursuant to an Initial Public Offering*.
 - d) Managing or jointly with other parties managing such parties as referred to in (a), (b) or (c) above.
2. PT RHB Sekuritas Indonesia is not a market maker in the securities or capital market products of the subject company(ies) covered in this report.
3. None of PT RHB Sekuritas Indonesia's staff** or associated person serve as a director or board member* of the subject company(ies) covered in this report.
4. PT RHB Sekuritas Indonesia did not receive compensation for investment banking or corporate finance services from the subject company in the past 12 months.
5. PT RHB Sekuritas Indonesia** did not receive compensation or benefit (including gift and special cost arrangement e.g. company/issuer-sponsored and paid trip) in relation to the production of this report:

Notes:

*The overall disclosure is limited to information pertaining to PT RHB Sekuritas Indonesia only.
**The disclosure is limited to Research staff of PT RHB Sekuritas Indonesia only.

Singapore

Save as disclosed in the following link [RHB Research Conflict Disclosures - Nov 2024](#) and to the best of our knowledge, the Singapore Research department of RHB Bank Berhad (through its Singapore branch) hereby declares that:

1. RHB Bank Berhad, its subsidiaries and/or associated companies do not make a market in any issuer covered by the Singapore research analysts in this report.
2. RHB Bank Berhad, its subsidiaries and/or its associated companies and its analysts do not have a financial interest (including a shareholding of 1% or more) in the issuer covered by the Singapore research analysts in this report.
3. RHB Bank Berhad's Singapore research staff or connected persons do not serve on the board or trustee positions of the issuer covered by the Singapore research analysts in this report.
4. RHB Bank Berhad, its subsidiaries and/or its associated companies do not have and have not within the last 12 months had any corporate finance advisory relationship with the issuer covered by the Singapore research analysts in this report or any other relationship that may create a potential conflict of interest.
5. RHB Bank Berhad's Singapore research analysts, or person associated or connected to it do not have any interest in the acquisition or disposal of, the securities, specified securities based derivatives contracts or units in a collective investment scheme covered by the Singapore research analysts in this report.
6. RHB Bank Berhad's Singapore research analysts do not receive any compensation or benefit in connection with the production of this research report or recommendation on the issuer covered by the Singapore research analysts.

Analyst Certification

The analyst(s) who prepared this report, and their associates hereby, certify that:

(1) they do not have any financial interest in the securities or other capital market products of the subject companies mentioned in this report, except for:

| Analyst | Company |
|---------|---------|
| - | - |

(2) no part of his or her compensation was, is or will be directly or indirectly related to the specific recommendations or views expressed in this report.

**KUALA LUMPUR**

RHB Investment Bank Bhd
Level 3A, Tower One, RHB Centre
Jalan Tun Razak
Kuala Lumpur 50400
Malaysia
Tel : +603 2302 8100
Fax : +603 2302 8134

JAKARTA

PT RHB Sekuritas Indonesia
Revenue Tower, 11th Floor, District 8 - SCBD
Jl. Jendral Sudirman Kav 52-53
Jakarta 12190
Indonesia
Tel: +6221 509 39 888
Fax : +6221 509 39 777

BANGKOK

RHB Securities (Thailand) PCL
10th Floor, Sathorn Square Office Tower
98, North Sathorn Road, Silom
Bangrak, Bangkok 10500
Thailand
Tel: +66 2088 9999
Fax :+66 2088 9799

SINGAPORE

RHB Bank Berhad (Singapore branch)
90 Cecil Street
#04-00 RHB Bank Building
Singapore 069531
Fax: +65 6509 0470