

9 July 2025

Agriculture | Plantation

PP London Sumatra Indonesia (LSIP IJ)

Buy (Maintained)

Undervalued Pure Indonesian Planter; Keep BUY

Target Price (Return): IDR1,500 (+15%)
 Price (Market Cap): IDR1,310 (USD552m)
 ESG score: 2.3 (out of 4)
 Avg Daily Turnover (IDR/USD) 10,522m/0.64m

- **Maintain BUY, with new IDR1,500 from IDR1,530 TP, 15% upside and c.6% FY26F yield.** We expect 2026 to be a more balanced year fundamentally, with lower YoY CPO prices, but geopolitical risks will translate to more volatility. We lower our CPO, but raise our PK price assumptions for FY25-27. London Sumatra Indonesia remains undervalued, trading at 6x FY26F P/E, at the low end of its peer range of 6-11x 2026F.
- **Spot CPO prices have moderated** from MYR4,600-4,800/tonne in 1Q25 to a low of MYR3,780 in May, only to bounce back to MYR3,900-MYR4,100 currently. The decline was mainly driven by geopolitics in the light of US trade tariffs, wars, and crude oil prices falling as a result, all of which pushed CPO prices in the same direction. We highlight that the correlation between CPO prices and crude oil prices surged to 0.47 in Apr 2025 from -0.6 in 1Q25, and subsequently rose further to the current levels of 0.68, due to more geopolitical risks.
- **What's next for CPO prices?** We expect CPO prices to remain volatile given the ever-changing geopolitical situation. Fundamentally however, global supply and demand will likely be more balanced in 2026F, as supply improves, while demand should pick up given the more attractive relative prices.
- **Supply of 17 oils and fats complex is expected to improve YoY in 2026F,** coming from a partial recovery of palm, sunflower and rapeseed supplies, as well as continued growth from soybeans. Still, the stock/usage ratio of the 17 oils and fats complex is still expected to remain below the historical average of 13.6%, at 12.9% for Oct 2025F/Sep 2026F, albeit up from 12.7% in 2025F. This leaves very little cushion in case of any short-term bullish supply or demand surprises, hence raising the risk of price volatility going forward.
- **What does this mean for relative prices of vegetable oils and demand?** Ignoring the noises from geopolitics, we expect 2026F to see: i) Muted soybean prices, due to continued strong supply in 2026F; ii) SBO prices remain supported at higher levels, due to the higher demand from increased US biofuel blending; iii) CPO prices to continue trading at a discount to SBO in the medium term (currently at USD217/tonne discount); and iv) demand from price sensitive countries like India, Pakistan, Bangladesh come back.
- **We trim our CPO price forecasts** to MYR4,100/tonne (from MYR4,300) for 2025 and to MYR4,000 (from MYR4,100) for 2026 and 2027; but raise PK prices to MYR3,300/tonne for 2025F (from MYR2,800) and to MYR3,200 for 2026F and 2027F (from MYR2,600). We also update for our latest in-house forex assumptions and adjust forecasts up by 5.1%, 2.8% and 3.9% for FY25-27.
- **Maintain BUY.** We maintain LSIP's ESG score at 2.3 and roll forward our valuation target to 2026F. With this, our TP is lowered to IDR1,500 (from IDR1,530), based on unchanged 8x 2026F P/E.

Analysts

Hoe Lee Leng
 +603 2302 8110
hoe.lee.leng@rhbgroup.com

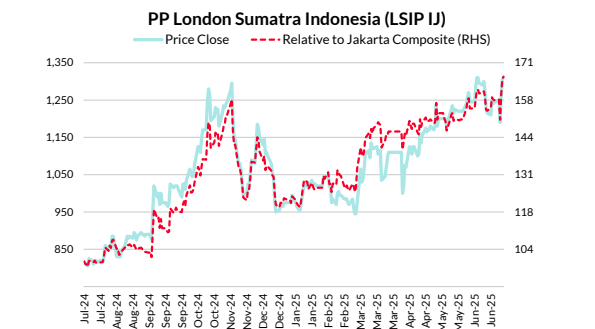


Iftaar Hakim Rusli
 +603-23028114
iftaar.hakim.rusli@rhbgroup.com



Share Performance (%)

	YTD	1m	3m	6m	12m
Absolute	34.4	3.1	18.0	31.7	56.9
Relative	37.4	6.0	12.6	35.9	61.8
52-wk Price low/high (IDR)				805	-1,310



Source: Bloomberg

Forecasts and Valuation	Dec-23	Dec-24	Dec-25F	Dec-26F	Dec-27F
Total turnover (IDRb)	4,190	4,563	4,900	4,899	5,029
Recurring net profit (IDRb)	909	1,702	1,596	1,482	1,480
Recurring net profit growth (%)	(17.0)	87.3	(6.2)	(7.1)	(0.1)
Recurring P/E (x)	9.83	5.25	5.60	6.03	6.04
P/B (x)	0.8	0.7	0.6	0.6	0.5
P/CF (x)	6.33	5.71	4.73	4.72	4.80
Dividend Yield (%)	4.0	3.0	5.8	6.2	5.8
EV/EBITDA (x)	2.74	1.14	(0.27)	(0.87)	(1.47)
Return on average equity (%)	6.9	12.5	11.5	9.4	8.9
Net debt to equity (%)	net cash	net cash	net cash	net cash	net cash

Source: Company data, RHB

Overall ESG Score: 2.3 (out of 4)

E Score: 2.3 (GOOD)

S Score: 2.3 (GOOD)

G Score: 2.0 (MODERATE)

Please refer to the ESG analysis on the next page

Emissions And ESG

Trend analysis	Emissions (tCO ₂ e)	Dec-22	Dec-23	Dec-24	Dec-25
In FY24, Scope 1 emissions reduced to 0.43m tonnes of CO ₂ equivalents (FY23: 0.5m tonnes of CO ₂ equivalents), bringing total emissions to decrease by 16% YoY in FY24	Scope 1	503,000	497,000	434,000	na
	Scope 2	1,000	2,000	1,000	na
	Scope 3	21,000	22,000	2,163	na
	Total emissions	525,000	521,000	437,163	na

Source: Company data, RHB

Latest ESG-Related Developments

Sustainability certification: In FY24, 94% of LSIP's estates' hectareage is ISPO certifies while 9 out of its 12 mills are ISPO certified.

Traceability: In FY24, all FFB and PK processed in LSIP's mills are traceable to their source estate, and 100% of CPO processed can be traced to the respective mills.

Energy management: The energy consumption per tonne of FFB processed at LSIP's mills rose 5% YoY to 2.32GJ/tonne.

ESG Unbundled

Overall ESG Score: 2.3 (out of 4)

Last Updated: 2 July 2025

E Score: 2.3 (GOOD)

LSIP recorded a decrease in GHG emission per tonne of palm product from 1.35 in 2023 to 1.24 in 2024. Water intensity meanwhile, remained flattish at 1.1 in 2024. Progress on Indonesian Sustainable Palm Oil (ISPO) certification has been stagnant at 94% of estates since 2017.

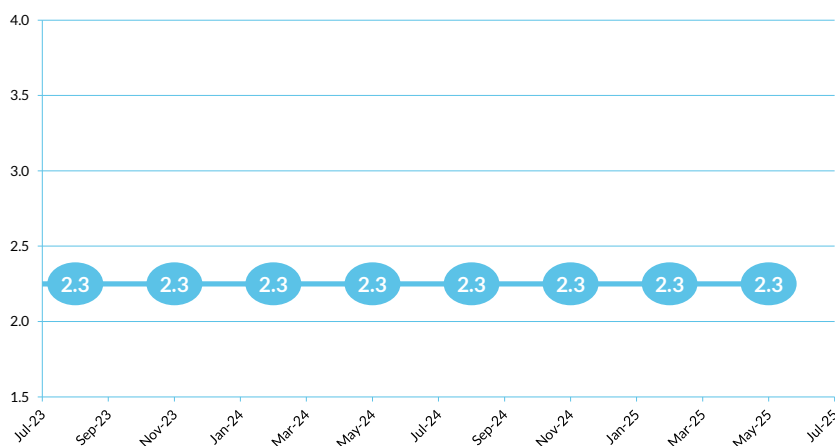
S Score: 2.3 (GOOD)

LSIP conducts capacity building and training programmes on HCV management and better farming techniques to oil palm smallholders. Human rights assessments are also put in place, which are based on its Sustainable Agriculture Policy, the ISPO certification, and the Indonesian Government regulations and their ratified ILO conventions.

G Score: 2.0 (MODERATE)

Only two out of five of its commissioners are independent and all of their directors and commissioners are males. LSIP has an in-house investor relations division to communicate financial performance and any relevant information to analysts and investors.

ESG Rating History



Source: RHB

Financial Exhibits

Asia	Financial summary (IDR)	Dec-23	Dec-24	Dec-25F	Dec-26F	Dec-27F
Indonesia	Recurring EPS	133.29	249.61	234.04	217.37	217.06
Agriculture	DPS	53.00	39.00	75.59	81.69	75.88
PP London Sumatra Indonesia	BVPS	1,647.62	1,823.92	2,233.08	2,367.89	2,508.52
LSIP IJ	Return on average equity (%)	6.9	12.5	11.5	9.4	8.9
Buy						
	Valuation metrics	Dec-23	Dec-24	Dec-25F	Dec-26F	Dec-27F
Valuation basis	Recurring P/E (x)	9.83	5.25	5.60	6.03	6.04
8x FY26F P/E	P/B (x)	0.8	0.7	0.6	0.6	0.5
	FCF Yield (%)	11.7	13.3	17.8	17.8	17.5
	Dividend Yield (%)	4.0	3.0	5.8	6.2	5.8
Key drivers	EV/EBITDA (x)	2.74	1.14	(0.27)	(0.87)	(1.47)
i. Increase in palm product prices;	EV/EBIT (x)	4.16	1.43	(0.34)	(1.13)	(1.93)
ii. Increase in palm product sales volume;						
iii. A drop in Indonesia's and Malaysia's inventories.						
	Income statement (IDRb)	Dec-23	Dec-24	Dec-25F	Dec-26F	Dec-27F
Key risks	Total turnover	4,190	4,563	4,900	4,899	5,029
i. Higher inventory;	Gross profit	1,151	1,992	2,244	2,276	2,351
ii. Decrease in palm product prices;	EBITDA	1,152	1,944	2,081	1,828	1,790
iii. Decrease in competing vegetable oil prices.	Depreciation and amortisation	(393)	(394)	(404)	(414)	(424)
	Operating profit	759	1,551	1,676	1,414	1,365
	Net interest	155	216	245	370	416
Company Profile	Pre-tax profit	911	1,773	1,923	1,786	1,784
London Sumatra Indonesia cultivates, harvests, and processes palm oil, rubber, coconut, cocoa, coffee and tea.	Taxation	(151)	(297)	(327)	(304)	(303)
	Reported net profit	759	1,474	1,596	1,482	1,480
	Recurring net profit	909	1,702	1,596	1,482	1,480
	Cash flow (IDRb)	Dec-23	Dec-24	Dec-25F	Dec-26F	Dec-27F
	Cash flow from operations	1,411	1,565	1,888	1,891	1,862
	Capex	(369)	(376)	(300)	(300)	(300)
	Cash flow from investing activities	(364)	(420)	(300)	(300)	(300)
	Dividends paid	(361)	(266)	0	0	0
	Cash flow from financing activities	(367)	(270)	1,194	(563)	(521)
	Cash at beginning of period	3,847	4,511	5,454	8,236	9,263
	Net change in cash	681	875	2,782	1,028	1,041
	Ending balance cash	4,511	5,454	8,236	9,263	10,304
	Balance sheet (IDRb)	Dec-23	Dec-24	Dec-25F	Dec-26F	Dec-27F
	Total cash and equivalents	4,511	5,454	8,236	9,263	10,304
	Tangible fixed assets	5,493	5,050	4,958	4,856	4,744
	Total investments	1,259	1,265	1,265	1,265	1,265
	Total assets	12,514	13,842	16,613	17,529	18,495
	Total liabilities	1,167	1,285	1,266	1,262	1,269
	Total equity	11,347	12,557	15,347	16,267	17,226
	Total liabilities & equity	12,514	13,842	16,613	17,529	18,495
	Key metrics	Dec-23	Dec-24	Dec-25F	Dec-26F	Dec-27F
	Revenue growth (%)	(8.6)	8.9	7.4	(0.0)	2.7
	Recurrent EPS growth (%)	(17.0)	87.3	(6.2)	(7.1)	(0.1)
	Gross margin (%)	27.5	43.7	45.8	46.5	46.7
	Operating EBITDA margin (%)	27.5	42.6	42.5	37.3	35.6
	Net profit margin (%)	18.1	32.3	32.6	30.3	29.4
	Dividend payout ratio (%)	47.6	18.0	32.3	37.6	35.0
	Capex/sales (%)	8.8	8.2	6.1	6.1	6.0
	Interest cover (x)	1,342	2,375	2,567	2,166	2,091

Source: Company data, RHB

Figure 1: LSIP's progress on ESG factors

		2022	2023	2024
ENVIRONMENT				
GHG emissions	Emissions (tCO2e)	526,000	513,000	457,000
GHG emissions	Intensity (tCO2e per tonne of palm product)	1.34	1.35	1.24
Waste treatment	Recycling/Repurposing of waste	Yes	Yes	Yes
Energy efficiency (water)	Water usage (m3) and intensity (m3/tonne of palm product)	1,566,000	1,484,000	1,455,000
Energy efficiency	Energy consumption and intensity	3,247,000	3,158,000	3,064,000
Certifications	RSPO/MSPO/ISPO certified (%)	RSPO: N/A MSPO: N/A ISPO: 94% of estates	RSPO: N/A MSPO: N/A ISPO: 94% of estates	RSPO: N/A MSPO: N/A ISPO: 94% of estates
Use of peat land	Peat land (%)	Not disclosed	Not disclosed	Not disclosed
Fire accidents	Number of accidents	Not disclosed	0	
Usage of renewable energy	% of renewable energy used	98.5%	98.9%	98.9%
Traceability	Traceable to mills (%)	100.00%	100.00%	100.00%
Traceability	Traceable to plantation (%)	100.00%	100.00%	100.00%
SOCIAL				
Channels for workers to raise concerns	Existence of grievance channels to raise concerns	Yes	Yes	Yes
Whistleblowing policy	Policies to protect whistleblowers	Yes	Yes	Yes
Employees' professional/personal development	Provision of training and education	Yes	Yes	Yes
Policy for smallholders	Policy in place for training, yield improvement and RSPO certification	Yes	Yes	Yes
Employees' welfare	Accommodation and amenities provided	Yes	Yes	Yes
GOVERNANCE				
Board composition	At least half of the board being independent commissioners	2/5 are independent	2/5 are independent	2/5 are independent
Limiting to nine years (for independent directors)	Limitation of tenure to nine years (for independent directors)	Not applicable	Not applicable	Not applicable
Gender inclusivity	Female representation in the board	0.0%	0.0%	0.0%
Emphasis of sustainability at board level	Formation of a sustainability group	Yes	Yes	Yes
Remuneration transparency	Full disclosure of fees and benefits on named basis	No	No	No

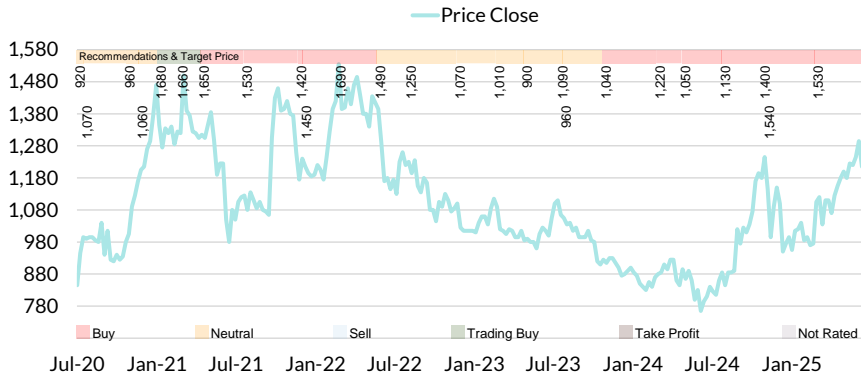
Source: Company data, RHB

Figure 2: Key assumptions

	2022	2023	2024	2025F	2026F	2027F
CPO production	306,000	294,000	287,000	293,980	301,701	309,653
PK production	88,000	87,000	82,000	84,145	86,355	88,631
FFB production	1,174,000	1,177,000	1,173,000	1,208,190	1,244,436	1,281,769
CPO price (IDR/kg)	12,285	11,017	13,024	12,838	12,356	12,356
PK price (IDR/kg)	8,208	5,360	7,880	11,083	11,261	11,261

Source: Company data, RHB

Recommendation Chart



Source: RHB, Bloomberg

Date	Recommendation	Target Price	Price
2025-03-03	Buy	1,530	1,065
2024-11-11	Buy	1,540	1,275
2024-11-01	Buy	1,400	1,180
2024-08-11	Buy	1,130	845
2024-08-01	Buy	1,130	885
2024-05-01	Buy	1,050	865
2024-03-04	Buy	1,220	865
2023-11-01	Buy	1,040	915
2023-08-01	Neutral	960	1,015
2023-07-23	Neutral	1,090	1,110
2023-05-03	Neutral	900	985
2023-03-01	Neutral	1,010	1,070
2022-11-30	Neutral	1,070	1,085
2022-08-14	Neutral	1,250	1,230
2022-08-10	Neutral	1,250	1,210

Source: RHB, Bloomberg

RHB Guide to Investment Ratings

Buy:	Share price may exceed 10% over the next 12 months
Trading Buy:	Share price may exceed 15% over the next 3 months, however longer-term outlook remains uncertain
Neutral:	Share price may fall within the range of +/- 10% over the next 12 months
Take Profit:	Target price has been attained. Look to accumulate at lower levels
Sell:	Share price may fall by more than 10% over the next 12 months
Not Rated:	Stock is not within regular research coverage

Investment Research Disclaimers

RHB has issued this report for information purposes only. This report is intended for circulation amongst RHB and its affiliates' clients generally or such persons as may be deemed eligible by RHB to receive this report and does not have regard to the specific investment objectives, financial situation and the particular needs of any specific person who may receive this report. This report is not intended, and should not under any circumstances be construed as, an offer or a solicitation of an offer to buy or sell the securities referred to herein or any related financial instruments.

This report may further consist of, whether in whole or in part, summaries, research, compilations, extracts or analysis that has been prepared by RHB's strategic, joint venture and/or business partners. No representation or warranty (express or implied) is given as to the accuracy or completeness of such information and accordingly investors should make their own informed decisions before relying on the same.

This report is not directed to, or intended for distribution to or use by, any person or entity who is a citizen or resident of or located in any locality, state, country or other jurisdiction where such distribution, publication, availability or use would be contrary to the applicable laws or regulations. By accepting this report, the recipient hereof (i) represents and warrants that it is lawfully able to receive this document under the laws and regulations of the jurisdiction in which it is located or other applicable laws and (ii) acknowledges and agrees to be bound by the limitations contained herein. Any failure to comply with these limitations may constitute a violation of applicable laws.

All the information contained herein is based upon publicly available information and has been obtained from sources that RHB believes to be reliable and correct at the time of issue of this report. However, such sources have not been independently verified by RHB and/or its affiliates and this report does not purport to contain all information that a prospective investor may require. The opinions expressed herein are RHB's present opinions only and are subject to change without prior notice. RHB is not under any obligation to update or keep current the information and opinions expressed herein or to provide the recipient with access to any additional information. Consequently, RHB does not guarantee, represent or warrant, expressly or impliedly, as to the adequacy, accuracy, reliability, fairness or completeness of the information and opinion contained in this report. Neither RHB (including its officers, directors, associates, connected parties, and/or employees) nor does any of its agents accept any liability for any direct, indirect or consequential losses, loss of profits and/or damages that may arise from the use or reliance of this research report and/or further communications given in relation to this report. Any such responsibility or liability is hereby expressly disclaimed.

Whilst every effort is made to ensure that statement of facts made in this report are accurate, all estimates, projections, forecasts, expressions of opinion and other subjective judgments contained in this report are based on assumptions considered to be reasonable and must not be construed as a representation that the matters referred to therein will occur. Different assumptions by RHB or any other source may yield substantially different results and recommendations contained on one type of research product may differ from recommendations contained in other types of research. The performance of currencies may affect the value of, or income from, the securities or any other financial instruments referenced in this report. Holders of depositary receipts backed by the securities discussed in this report assume currency risk. Past performance is not a guide to future performance. Income from investments may fluctuate. The price or value of the investments to which this report relates, either directly or indirectly, may fall or rise against the interest of investors.

This report may contain comments, estimates, projections, forecasts and expressions of opinion relating to macroeconomic research published by RHB economists of which should not be considered as investment ratings/advice and/or a recommendation by such economists on any securities discussed in this report.

This report does not purport to be comprehensive or to contain all the information that a prospective investor may need in order to make an investment decision. The recipient of this report is making its own independent assessment and decisions regarding any securities or financial instruments referenced herein. Any investment discussed or recommended in this report may be unsuitable for an investor depending on the investor's specific investment objectives and financial position. The material in this report is general information intended for recipients who understand the risks of investing in financial instruments. This report does not take into account whether an investment or course of action and any associated risks are suitable for the recipient. Any recommendations contained in this report must therefore not be relied upon as investment advice based on the recipient's personal circumstances. Investors should make their own independent evaluation of the information contained herein, consider their own investment objective, financial situation and particular needs and seek their own financial, business, legal, tax and other advice regarding the appropriateness of investing in any securities or the investment strategies discussed or recommended in this report.

This report may contain forward-looking statements which are often but not always identified by the use of words such as "believe", "estimate", "intend" and "expect" and statements that an event or result "may", "will" or "might" occur or be achieved and other similar expressions. Such forward-looking statements are based on assumptions made and information currently available to RHB and are subject to known and unknown risks, uncertainties and other factors which may cause the actual results, performance or achievement to be materially different from any future results, performance or achievement, expressed or implied by such forward-looking statements. Caution should be taken with respect to such statements and recipients of this report should not place undue reliance on any such forward-looking statements. RHB expressly disclaims any obligation to update or revise any forward-looking statements, whether as a result of new information, future events or circumstances after the date of this publication or to reflect the occurrence of unanticipated events.

The use of any website to access this report electronically is done at the recipient's own risk, and it is the recipient's sole responsibility to take precautions to ensure that it is free from viruses or other items of a destructive nature. This report may also provide the addresses of, or contain hyperlinks to, websites. RHB takes no responsibility for the content contained therein. Such addresses or hyperlinks (including addresses or hyperlinks to RHB own website material) are provided solely for the recipient's convenience. The information and the content of the linked site do not in any way form part of this report. Accessing such website or following such link through the report or RHB website shall be at the recipient's own risk.

This report may contain information obtained from third parties. Third party content providers do not guarantee the accuracy, completeness, timeliness or availability of any information and are not responsible for any errors or omissions (negligent or otherwise), regardless of the cause, or for the results obtained from the use of such content. Third party content providers give no express or implied warranties, including, but not limited to, any warranties of merchantability or fitness for a particular purpose or use. Third party content providers shall not be liable for any direct, indirect, incidental, exemplary, compensatory, punitive, special or consequential damages, costs, expenses, legal fees, or losses (including lost income or profits and opportunity costs) in connection with any use of their content.

The research analysts responsible for the production of this report hereby certifies that the views expressed herein accurately and exclusively reflect his or her personal views and opinions about any and all of the issuers or securities analysed in this report and were prepared independently and autonomously. The research analysts that authored this report are precluded by RHB in all circumstances from trading in the securities or other financial instruments referenced in the report, or from having an interest in the company(ies) that they cover.

The contents of this report is strictly confidential and may not be copied, reproduced, published, distributed, transmitted or passed, in whole or in part, to any other person without the prior express written consent of RHB and/or its affiliates. This report has been delivered to RHB and its affiliates' clients for information purposes only and upon the express understanding that such parties will use it only for the purposes set forth above. By electing to view or accepting a copy of this report, the recipients have agreed that they will not print, copy, videotape, record, hyperlink, download, or otherwise attempt to reproduce or re-transmit (in any form including hard copy or electronic distribution format) the contents of this report. RHB and/or its affiliates accepts no liability whatsoever for the actions of third parties in this respect.

The contents of this report are subject to copyright. Please refer to Restrictions on Distribution below for information regarding the distributors of this report. Recipients must not reproduce or disseminate any content or findings of this report without the express permission of RHB and the distributors.

The securities mentioned in this publication may not be eligible for sale in some states or countries or certain categories of investors. The recipient of this report should have regard to the laws of the recipient's place of domicile when contemplating transactions in the securities or other financial instruments referred to herein. The securities discussed in this report may not have been registered in such jurisdiction. Without prejudice to the foregoing, the recipient is to note that additional disclaimers, warnings or qualifications may apply based on geographical location of the person or entity receiving this report.

The term "RHB" shall denote, where appropriate, the relevant entity distributing or disseminating the report in the particular jurisdiction referenced below, or, in every other case, RHB Investment Bank Berhad and its affiliates, subsidiaries and related companies.

RESTRICTIONS ON DISTRIBUTION

Malaysia

This report is issued and distributed in Malaysia by RHB Investment Bank Berhad ("RHBIB"). The views and opinions in this report are our own as of the date hereof and is subject to change. If the Financial Services and Markets Act of the United Kingdom or the rules of the Financial Conduct Authority apply to a recipient, our obligations owed to such recipient therein are unaffected. RHBIB has no obligation to update its opinion or the information in this report.

Indonesia

This report is issued and distributed in Indonesia by PT RHB Sekuritas Indonesia. This research does not constitute an offering document and it should not be construed as an offer of securities in Indonesia. Any securities offered or sold, directly or indirectly, in Indonesia or to any Indonesian citizen or corporation (wherever located) or to any

Indonesian resident in a manner which constitutes a public offering under Indonesian laws and regulations must comply with the prevailing Indonesian laws and regulations.

Singapore

This report is issued and distributed in Singapore by RHB Bank Berhad (through its Singapore branch) which is an exempt capital markets services entity and an exempt financial adviser regulated by the Monetary Authority of Singapore. RHB Bank Berhad (through its Singapore branch) may distribute reports produced by its respective foreign entities, affiliates or other foreign research houses pursuant to an arrangement under Regulation 32C of the Financial Advisers Regulations. Where the report is distributed in Singapore to a person who is not an Accredited Investor, Expert Investor or an Institutional Investor, RHB Bank Berhad (through its Singapore branch) accepts legal responsibility for the contents of the report to such persons only to the extent required by law. Singapore recipients should contact RHB Bank Berhad (through its Singapore branch) in respect of any matter arising from or in connection with the report.

United States

This report was prepared by RHB is meant for distribution solely and directly to "major" U.S. institutional investors as defined under, and pursuant to, the requirements of Rule 15a-6 under the U.S. Securities and Exchange Act of 1934, as amended (the "Exchange Act") via a registered U.S. broker-dealer as appointed by RHB from time to time. Accordingly, any access to this report via Bursa Marketplace or any other Electronic Services Provider is not intended for any party other than "major" US institutional investors (via a registered U.S broker-dealer), nor shall be deemed as solicitation by RHB in any manner. RHB is not registered as a broker-dealer in the United States and currently has not appointed a U.S. broker-dealer. Additionally, RHB does not offer brokerage services to U.S. persons. Any order for the purchase or sale of all securities discussed herein must be placed with and through a registered U.S. broker-dealer as appointed by RHB from time to time as required by the Exchange Act Rule 15a-6. For avoidance of doubt, RHB reiterates that it has not appointed any U.S. broker-dealer during the issuance of this report. This report is confidential and not intended for distribution to, or use by, persons other than the recipient and its employees, agents and advisors, as applicable. Additionally, where research is distributed via Electronic Service Provider, the analysts whose names appear in this report are not registered or qualified as research analysts in the United States and are not associated persons of any registered U.S. broker-dealer as appointed by RHB from time to time and therefore may not be subject to any applicable restrictions under Financial Industry Regulatory Authority ("FINRA") rules on communications with a subject company, public appearances and personal trading. Investing in any non-U.S. securities or related financial instruments discussed in this research report may present certain risks. The securities of non-U.S. issuers may not be registered with, or be subject to the regulations of, the U.S. Securities and Exchange Commission. Information on non-U.S. securities or related financial instruments may be limited. Foreign companies may not be subject to audit and reporting standards and regulatory requirements comparable to those in the United States. The financial instruments discussed in this report may not be suitable for all investors. Transactions in foreign markets may be subject to regulations that differ from or offer less protection than those in the United States.

DISCLOSURE OF CONFLICTS OF INTEREST

RHB Investment Bank Berhad, its subsidiaries (including its regional offices) and associated companies, ("RHBIB Group") form a diversified financial group, undertaking various investment banking activities which include, amongst others, underwriting, securities trading, market making and corporate finance advisory.

As a result of the same, in the ordinary course of its business, any member of the RHBIB Group, may, from time to time, have business relationships with, hold any positions in the securities and/or capital market products (including but not limited to shares, warrants, and/or derivatives), trade or otherwise effect transactions for its own account or the account of its customers or perform and/or solicit investment, advisory or other services from any of the subject company(ies) covered in this research report.

While the RHBIB Group will ensure that there are sufficient information barriers and internal controls in place where necessary, to prevent/manage any conflicts of interest to ensure the independence of this report, investors should also be aware that such conflict of interest may exist in view of the investment banking activities undertaken by the RHBIB Group as mentioned above and should exercise their own judgement before making any investment decisions.

In Singapore, investment research activities are conducted under RHB Bank Berhad (through its Singapore branch), and the disclaimers above similarly apply.

Malaysia

Save as disclosed in the following link [RHB Research Conflict Disclosures Jul 2025](#) and to the best of our knowledge, RHBIB hereby declares that:

1. RHBIB does not have a financial interest in the securities or other capital market products of the subject company(ies) covered in this report.
2. RHBIB is not a market maker in the securities or capital market products of the subject company(ies) covered in this report.
3. None of RHBIB's staff or associated person serve as a director or board member* of the subject company(ies) covered in this report
**For the avoidance of doubt, the confirmation is only limited to the staff of research department*
4. RHBIB did not receive compensation for investment banking or corporate finance services from the subject company in the past 12 months.

5. RHBIB did not receive compensation or benefit (including gift and special cost arrangement e.g. company/issuer-sponsored and paid trip) in relation to the production of this report.

Indonesia

Save as disclosed in the following link [RHB Research Conflict Disclosures Jul 2025](#) and to the best of our knowledge, PT RHB Sekuritas Indonesia hereby declares that:

1. PT RHB Sekuritas Indonesia and its investment analysts, does not have any interest in the securities of the subject company(ies) covered in this report.
For the avoidance of doubt, interest in securities include the following:
 - a) Holding directly or indirectly, individually or jointly own/hold securities or entitled for dividends, interest or proceeds from the sale or exercise of the subject company's securities covered in this report*;
 - b) Being bound by an agreement to purchase securities or has the right to transfer the securities or has the right to pre subscribe the securities*.
 - c) Being bound or required to buy the remaining securities that are not subscribed/placed out pursuant to an Initial Public Offering*.
 - d) Managing or jointly with other parties managing such parties as referred to in (a), (b) or (c) above.
2. PT RHB Sekuritas Indonesia is not a market maker in the securities or capital market products of the subject company(ies) covered in this report.
3. None of PT RHB Sekuritas Indonesia's staff** or associated person serve as a director or board member* of the subject company(ies) covered in this report.
4. PT RHB Sekuritas Indonesia did not receive compensation for investment banking or corporate finance services from the subject company in the past 12 months.
5. PT RHB Sekuritas Indonesia** did not receive compensation or benefit (including gift and special cost arrangement e.g. company/issuer-sponsored and paid trip) in relation to the production of this report:

Notes:

*The overall disclosure is limited to information pertaining to PT RHB Sekuritas Indonesia only.

**The disclosure is limited to Research staff of PT RHB Sekuritas Indonesia only.

Singapore

Save as disclosed in the following link [RHB Research Conflict Disclosures Jul 2025](#) and to the best of our knowledge, the Singapore Research department of RHB Bank Berhad (through its Singapore branch) hereby declares that:

1. RHB Bank Berhad, its subsidiaries and/or associated companies do not make a market in any issuer covered by the Singapore research analysts in this report.
2. RHB Bank Berhad, its subsidiaries and/or its associated companies and its analysts do not have a financial interest (including a shareholding of 1% or more) in the issuer covered by the Singapore research analysts in this report.
3. RHB Bank Berhad's Singapore research staff or connected persons do not serve on the board or trustee positions of the issuer covered by the Singapore research analysts in this report.
4. RHB Bank Berhad, its subsidiaries and/or its associated companies do not have and have not within the last 12 months had any corporate finance advisory relationship with the issuer covered by the Singapore research analysts in this report or any other relationship that may create a potential conflict of interest.
5. RHB Bank Berhad, or person associated or connected to it do not have any interest in the acquisition or disposal of, the securities, specified securities based derivatives contracts or units in a collective investment scheme covered by the Singapore research analysts in this report.
6. RHB Bank Berhad's Singapore research analysts do not receive any compensation or benefit in connection with the production of this research report or recommendation on the issuer covered by the Singapore research analysts.

Analyst Certification

The analyst(s) who prepared this report, and their associates hereby, certify that:

(1) they do not have any financial interest in the securities or other capital market products of the subject companies mentioned in this report, except for:

Analyst	Company
-	-

(2) no part of his or her compensation was, is or will be directly or indirectly related to the specific recommendations or views expressed in this report.



KUALA LUMPUR

RHB Investment Bank Bhd
Level 3A, Tower One, RHB Centre
Jalan Tun Razak
Kuala Lumpur 50400
Malaysia
Tel : +603 2302 8100
Fax : +603 2302 8134

JAKARTA

PT RHB Sekuritas Indonesia
Revenue Tower, 11th Floor, District 8 - SCBD
Jl. Jendral Sudirman Kav 52-53
Jakarta 12190
Indonesia
Tel : +6221 5093 9888
Fax : +6221 5093 9777

SINGAPORE

RHB Bank Berhad (Singapore branch)
90 Cecil Street
#04-00 RHB Bank Building
Singapore 069531
Fax: +65 6509 0470